





WAG Final F3T

[Ranking \(/ranking.jsp\)](/ranking.jsp)
[Scoreboard \(/\)](/scoreboard/)
[Heats \(/heatresults.jsp\)](/heatresults.jsp)
[Matrix \(/matrix.jsp\)](/matrix.jsp)
[Other \(/races.jsp\)](/races.jsp)

Tap on a pilot name to see their individual results.

Pilot Name			Round 1	Best Time	Total Points	Rank
Bruce deChastel (/pilot.jsp?cid=&id=14)	AUS		4 69.45	¹ 69.45	4	1
Mario Müller (/pilot.jsp?cid=&id=3)	DEU		3 69.80	69.8	3	2
James Allen (/pilot.jsp?cid=&id=10)	USA		2 NT		2	3
Paolo Mucedola (/pilot.jsp?cid=&id=4)	ITA		1 NT		1	4

Heat Result Codes

NT-No Time, DC-Double Cut, DNF-Did Not Finish, DNS-Did Not Start, MA-Mid-Air, CRA-Crash, DIS-Disqualified, Out-Missed Heat, TBR-To Be Reflown

¹ Overall fast time

² Result is from a reflown heat

Ranking is determined by total points and best time. Ties will be resolved by the contest director.