

















WAG Elimination Rounds F3T

[Ranking \(/ranking.jsp\)](/ranking.jsp)
[Scoreboard \(/\)](#)
[Heats \(/heatresults.jsp\)](/heatresults.jsp)
[Matrix \(/matrix.jsp\)](/matrix.jsp)
[Other \(/races.jsp\)](/races.jsp)

Tap on a pilot name to see their individual results.

Pilot Name			Round 1	Round 2	Round 3	Round 4	Round 5	Round 6	Round 7	Round 8	Round 9	Round 10	Best Time	Total Points	Rank
Mario Müller (/pilot.jsp?cid=&id=3)	DEU 		3 69.29	4 76.05	3 70.01	4 62.07	4 65.72	3 70.58	4 63.77	3 63.24	3 66.17	4 62.42	¹ 62.07	35	1
Emil Broberg (/pilot.jsp?cid=&id=16)	SWE 		2 70.63	4 69.54	0 DNS	3 70.18	3 65.96	4 64.99	4 63.67	3 65.08	2 68.74	4 63.31	63.31	29	2
James Allen (/pilot.jsp?cid=&id=10)	USA 		0 DC	0 MA	4 65.99	4 69.20	4 70.79	4 65.37	2 68.61	4 64.23	2 ² 68.80	4 62.29	62.29	28	3
Robbert van den Bosch (/pilot.jsp?cid=&id=8)	NLD 		0 DNF	4 66.94	4 67.61	2 70.06	0 DNF	3 66.43	3 64.87	3 71.13	4 62.29	4 64.31	62.29	27	4
Bruce deChastel (/pilot.jsp?cid=&id=14)	AUS 		0 DC	3 72.40	3 66.38	3 62.46	0 DC	3 67.04	4 64.64	4 62.91	4 69.54	2 71.38	62.46	26	5
Roy Andrassy (/pilot.jsp?cid=&id=9)	CAN 		4 62.95	3 69.83	3 72.18	2 62.72	4 64.30	1 71.82	0 DC	4 64.38	1 70.75	3 63.37	62.72	25	6

Pilot Name			Round 1	Round 2	Round 3	Round 4	Round 5	Round 6	Round 7	Round 8	Round 9	Round 10	Best Time	Total Points	Rank
Paolo Mucedola (/pilot.jsp?cid=&id=4)	ITA		4 63.00	0 DC	4 65.99	2 86.77	3 75.42	0 DC	2 78.86	2 78.69	3 65.99	2 66.07	63.0	22	7
Gabriel Tahhan (/pilot.jsp?cid=&id=11)	VEN		3 65.83	0 CRA	2 70.90	4 64.66	3 67.06	2 66.86	4 71.81	0 DC	4 ² 64.79	0 DC	64.66	22	8
Daniel Kane (/pilot.jsp?cid=&id=15)	USA		4 64.42	0 MA	0 DC	1 71.69	4 75.50	0 DC	3 66.86	2 67.32	4 64.37	2 71.96	64.37	20	9
Fahad Al-Hemaidi (/pilot.jsp?cid=&id=12)	QAT		0 DC	4 69.77	2 75.85	4 66.85	2 78.24	3 76.94	0 DC	0 DC	3 77.83	2 76.50	66.85	20	10
Benjamin Jones (/pilot.jsp?cid=&id=2)	GBR		2 69.30	0 DC	2 88.18	3 66.00	2 66.61	4 66.08	2 66.34	0 CRA	1 ² 90.17	3 64.55	64.55	19	11
Kozo Oi (/pilot.jsp?cid=&id=13)	JPN		3 69.03	0 DNS	1 89.25	2 72.94	2 66.96	0 DNF	1 70.63	2 72.70	2 67.76	3 71.26	66.96	16	12
Jiri Novotny (/pilot.jsp?cid=&id=1)	CZE		0 DC	0 DC	4 64.00	3 69.57	0 DC	0 DNF	3 73.60	2 65.35	0 CRA	3 65.13	64.0	15	13
Travis Flynn (/pilot.jsp?cid=&id=5)	USA		0 DC	0 DC	3 67.00	1 70.14	0 DC	4 66.39	1 69.22	4 64.80	0 CRA	0 DNS	64.8	13	14
Gilles Desgruelles (/pilot.jsp?cid=&id=6)	FRA		0 DNF	0 DNS	0 DC	0 DC	0 DNS	0 DC	3 64.11	3 65.37	3 ² 68.56	0 DC	64.11	9	15
Mikael Eklöf (/pilot.jsp?cid=&id=7)	SWE		0 DNS	0 DNS	0 DNS	0 DNS	0 DNS	0 DNS	0 DNS	0 DNS	0 DNS	0 DNS		0	16

Heat Result Codes

NT-No Time, DC-Double Cut, DNF-Did Not Finish, DNS-Did Not Start, MA-Mid-Air, CRA-Crash, DIS-Disqualified, Out-Missed Heat, TBR-To Be Reflow

¹ Overall fast time

² Result is from a reflow heat

Ranking is determined by total points and best time. Ties will be resolved by the contest director.